





PART I - SOME INFORMATION ABOUT ME

I am a 10 year old boy/girl (circle one).

I live in the district of , which is near/in (circle one) the town of . I travel 1/4 miles to school each day.

When I am not in school, I spend my time doing these things...  
[Please list as many kinds of activities as you can. Use the back of this sheet if you need more writing space.]

*I help look after the breakfast.*

*I tidy the house.*

*I study*

*I play*

The things I most enjoy doing are...

*working, study,  
playing, watching television,*

The things I least enjoy doing are...

*jumping*

When I grow up, I am going to *be a nurse*

Someone I really admire is my teacher. I admire this person because... *she is a very nice teacher*

If I had a lot of money, I probably would...

*put it in the bank*

PART II - SOME INFORMATION ABOUT JAMAICA AND JAMAICAN LIFE

What people from other countries should know about Jamaica is that...

It is a very beautiful place. Jamaica has fourteen parishes.  
Jamaica is an Island.

The Caribbean Sea around it. It has three counties.  
It has many trees and mountains.

Here is what I think about people who visit Jamaica...

They are very nice people.

What are some of the ways that Jamaican children can earn money for themselves or their families?

save every day or buy things and sell.

Have you ever worked to earn some cash? What kinds of work have you done?

By working on a farm.

How do the people that you live with earn money? Please describe all of the different kinds of work (even small jobs) that each person does. DO NOT USE NAMES - instead, say "my cousin..." or "my older sister..."

my mother earn money because she plays gapan.

PART IV - TIME FOR SOME ARTWORK!

On the next two pages, you will be asked to do some drawings. Before you begin to draw each picture, please close your eyes and see if you can imagine a "scene" or a view. Then draw a picture that shows what you saw in your mind.

The picture does not have to be fancy. Just draw a quick sketch with your pencil and then color it in with your crayons.

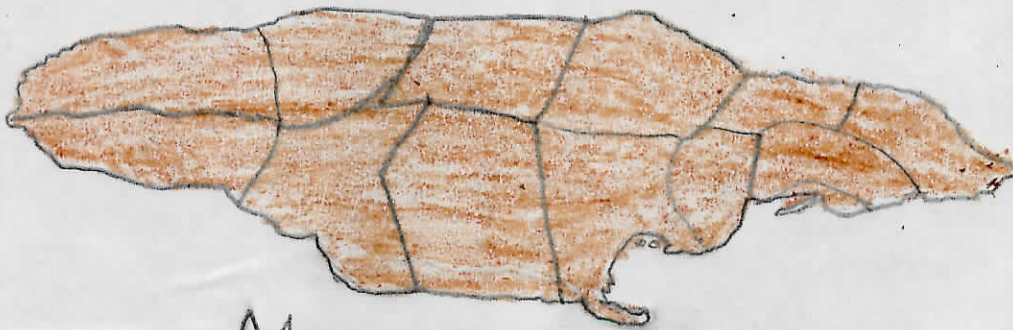
If you would like to "explain" your drawing, use the "comments" area on the the right side of each page. Be sure to borrow crayons from your classmates if you don't have all of the colors you need. Have Fun!



If you would like to explain your drawing, use this space.

This is a woman walking on the road with her daughter. She is from Mexico

Draw a picture of some visitors who have come to Jamaica from far away.




Map of Jamaica

Do you want to make any comments about this drawing?

This is the map of Jamaica. It is an Island. The Caribbean Sea

Draw a map that shows Jamaica. It can be any kind of map as long as it includes Jamaica.

Your comments:



This is a white man beating the slave. slavery was abolished in 1834. The slave were working on the sugar plantation.

What was life like for Jamaican people 200 years ago? Close your eyes and see if you can imagine a scene from the year 1786.

Your comments:



People have to work very hard.

For this one, you can really let your imagination run wild! What do you think Jamaican life will be like 200 years from now? Please explain your drawing in the "comments" area. You may even want to label the parts of your drawing.